


The Ballyvourney jig set

2^{ème} TOP 

1^{er} SIDE 

2^{ème} SIDE 

1^{er} TOP 

Fig. 1 Swing Your Own

Slides 88b

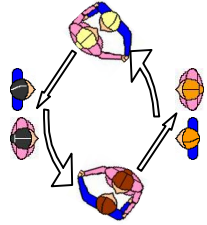
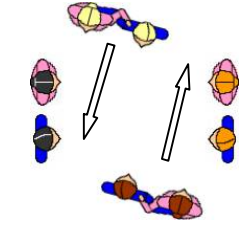
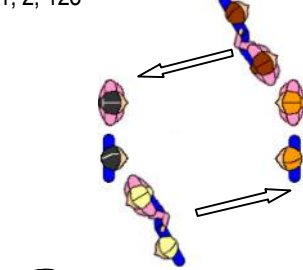
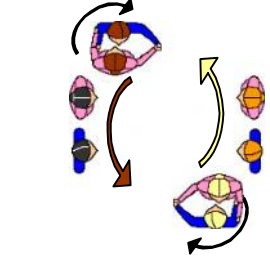
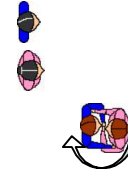
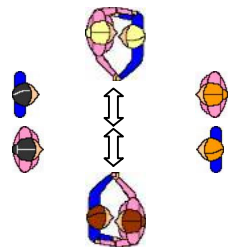
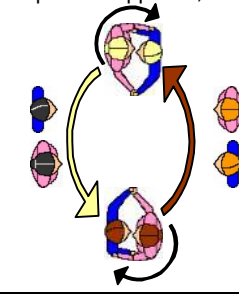
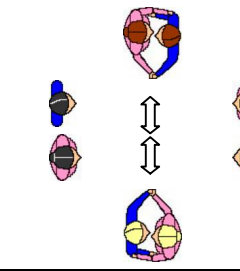
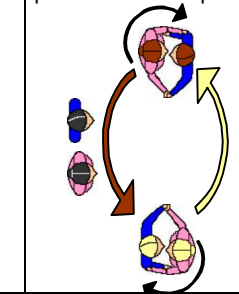
A. TOPS		40b		Départ : position de Set, TOPS tenu valse							
1. House inside		2. Square the house									
1.	2b+6b	2.a		2.b		2.c					
Tenu valse Tops vont vers les sides de D sur 2b (♂ en AV et ♀ en AR), et 6b pour finir le house inside		Avance vers coin opposé droit : 1, 2, 3, hop (sursaut)		Reculé coin opposé gauche : 1, 2, 123		demi house pour retourner à la maison					
											
3	8b										
Swing partners											
tenu ceili : le swing pied droit contre pied droit se tenir par les mains gauche le bras droit passe entre le gauche et se met sur la hanche de sa ou de son partenaire Finir face au centre											
											
4. Slide and Change		16b									
4.a	Slide	4b	4.b	demi House	4b	4.c	Slide	4b	4.d	demi House	4b
Avance, recule : rythme 1, 2, 123		vers la position opposée,		vers le centre et retour,		pour revenir à sa position d'origine					
											
B. SIDES		40b		Les SIDES répètent la figure A.							

Fig. 2 Swing Opposites

Slides 96b

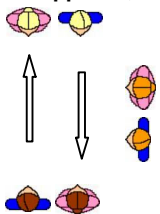

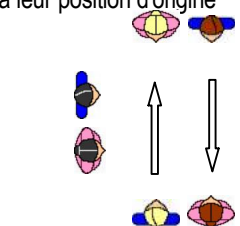
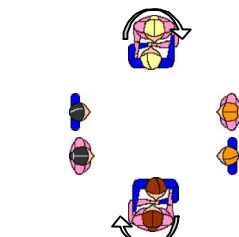
A. TOPS		48b		Départ : position de Set, TOPS tenu valse											
1. House inside 2b+6b				2. Square the house 8b											
3. Swing opposites inside 16b															
3.a		2b		3.b		6b		3.c		2b		3.d		6b	
traversée des ♂ vers la position opposée,				Swing opposites				Retour des ♂ pour revenir à leur position d'origine				Swing partners			
															
4.a	Slide	4b	4.b	demi House	4b	4.c	Slide	4b	4.d	demi House	4b				
B. SIDES		48b		Les SIDES répètent la figure A.											

Fig. 3 Double Swing Four ou Little Christmas Slides 96b

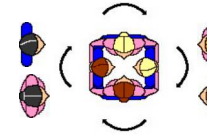
A. TOPS		48b		Départ : position de Set, TOPS tenu valse							
1. House inside 2b+6b				2. Square the house 8b							
3. Little Christmas 16b											
Les couples Top ne s'éloignent pas trop après le Square car ils vont swinguer 2 fois en Little Christmas sur 16b. Entre les deux swings, ils marquent un temps d'arrêt frappé											
4.a	Slide	4b	4.b	demi House	4b	4.c	Slide	4b	4.d	demi House	4b
B. SIDES						48b					
						Les SIDES répètent la figure A.					

Fig. 4 Swing All Around Slides 128 b

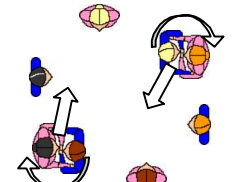
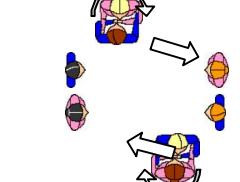
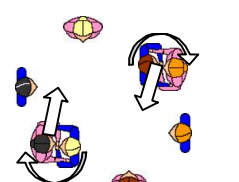
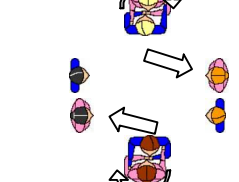
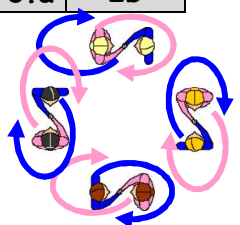


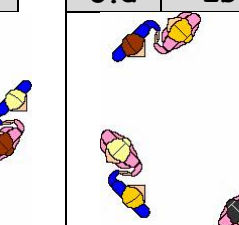
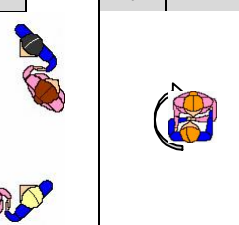
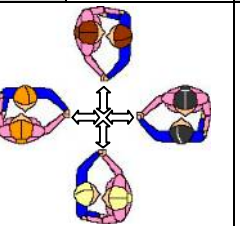
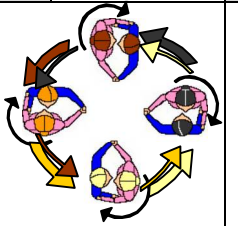
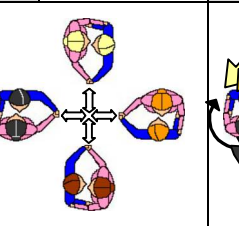
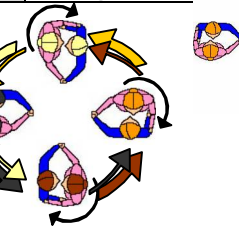
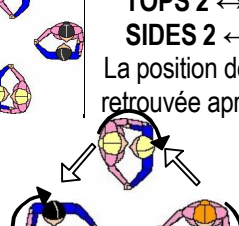
A. TOPS		48b		Départ : position de Set, TOPS tenu valse							
1. House inside 2b+6b				2. Square the house 8b							
3. Swing All Around Slides 32b											
3.a	2b+6b	TOPS ♂	3.b	2b+6b	3.c	2b+6b	3.d	2b+6b			
Swing ♀ à gauche		Swing ♀ opposites		Swing ♀ à droite		Swing ♀ partners					
											
4.a	Slide	4b	4.b	demi House	4b	4.c	Slide	4b	4.d	demi House	4b
B. SIDES						64b					
						Les SIDES répètent la figure A.					

Fig. 5 The Chain Slides 104 b

A. TOPS		48b		Départ : position de Set, TOPS tenu valse							
1. House inside 2b+6b				2. Square the house 8b							
3. ALL Demi Chain et Swing 16b				Tous les danseurs font face à leur partenaire, mains droites et ½ tour. chaîne jusqu'à la position opposée en donnant alternativement main gauche et main droite à ceux qui se présentent. ♂ sens horaire, ♀ sens anti-horaire. Quand ils retrouvent leur partenaire, Swing partner 8b							
3.a	2b	3.b	2b	3.c	2b	3.d	2b	3.e	2b+6b	Swing	
											
4. ALL Slide and Change 16b				Les positions se retrouvent inversées : TOPS 2 ↔ TOPS 1 et SIDES 2 ↔ SIDES 1. La position de départ sera retrouvée après la figure B des SIDES							
4.a	Slide	4b	4.b	Change	4b	4.c	Slide	4b	4.d	Change	4b
											
B. SIDES						48b					
Les SIDES répètent la figure A.						+ 5. House to finish ALL 8b					